

C5W

PAR38 Short Neck
Wallwasher

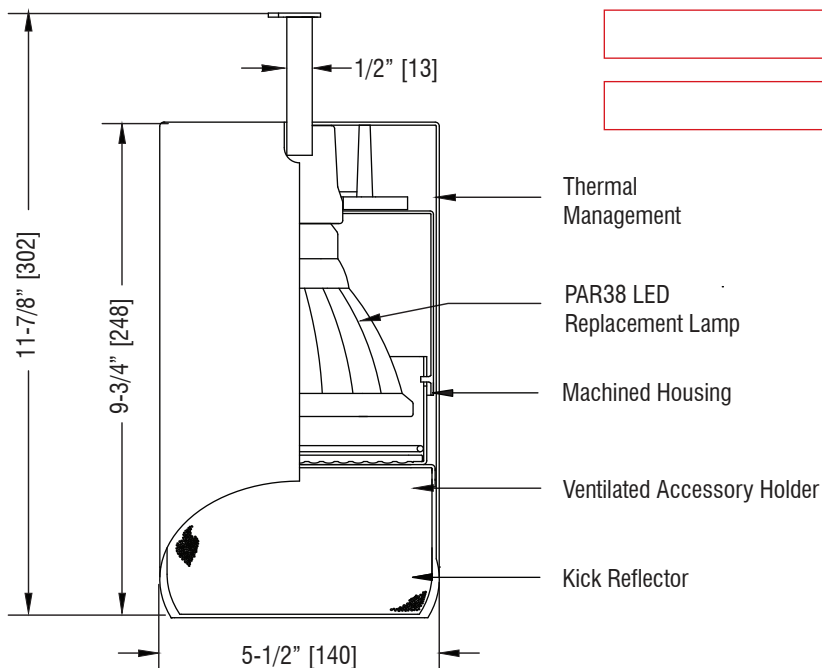
Project Name

Type



Input Requirements

PAR38 Short Neck
LED Replacement Lamp
30 Watt Maximum



Enter Catalog Number Sequentially from Left to Right

C5W - - -

Model	Source	Adaptor		Dimming		Level	Options		Voltage		Finish		
C5W	PAR38 Short Neck	9TC	BusRun Clipless	E	ELV	0	10%	R	Rotation Lock	A	120	P	White
		9TD	BusRun Deep					SR	Switch w/	D	240	MB	Black
		9TS	BusRun Shallow						Rotation Lock	F	240	BR	Brushed
										(2 Circuit)		CP	Custom
										C	277		
		E1	1-Circuit Eutrac	E	ELV	0	10%						
		E2	2-Circuit Eutrac (120 volt Only)										
		E3	3-Circuit Eutrac (240 volt Only)										
		3L	5" Canopy										
		7L	2" QC Canopy										

Flush Fit BusRun Adaptor

Litelab's flush fit BusRun adaptor recesses entirely inside BusRun to provide a clean aesthetic. It is available with a Switch and Rotation Lock.

Dimming Note

Dimming performance is contingent on the lamp and dimming system specified. To ensure dimming performance, please check with lamp and dimmer manufacturers. If a fixture is required for dimming tests, please contact your regional Sales Manager or local representative for samples.

Accessories: See Page 3

- ☐ OL-DF-p Beam Softening Film
- ☐ OL-TD-p Beam Softening Lens
- ☐ OL-30x60-p Universal Spread Lens



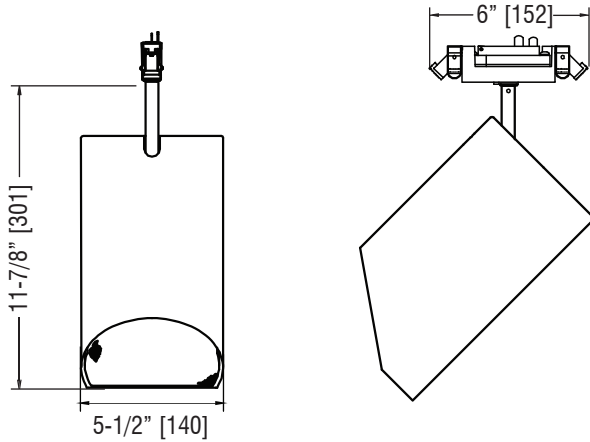
251 Elm Street, Buffalo, NY 14203 USA
800-238-4120 | www.litelab.com



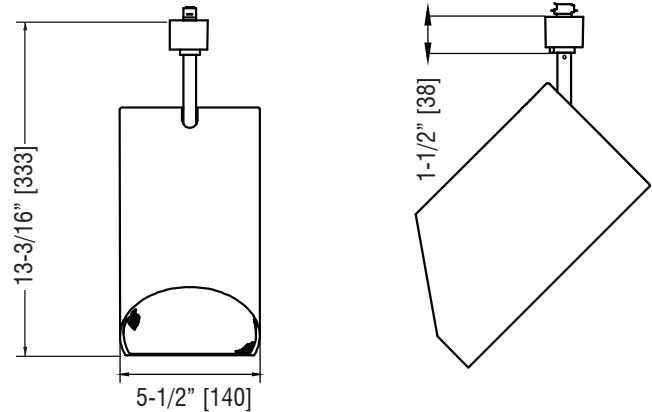
Edition Date: 07/14/2021

Fitter Guide

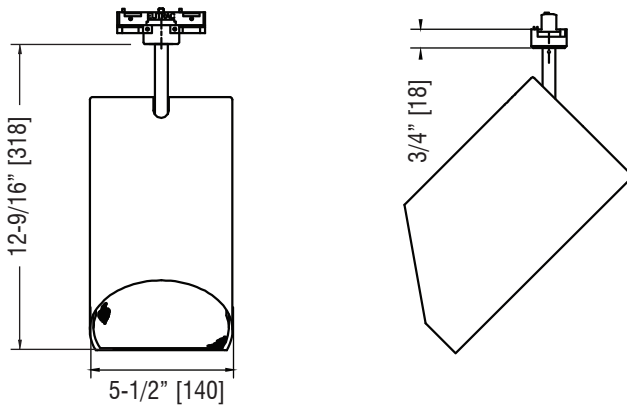
9AC - BusRun Fitter - ELV Dimmable Only



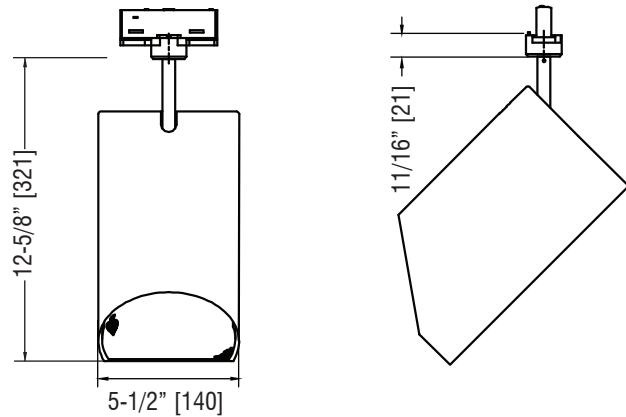
Basic Track - ELV Dimmable Fitter



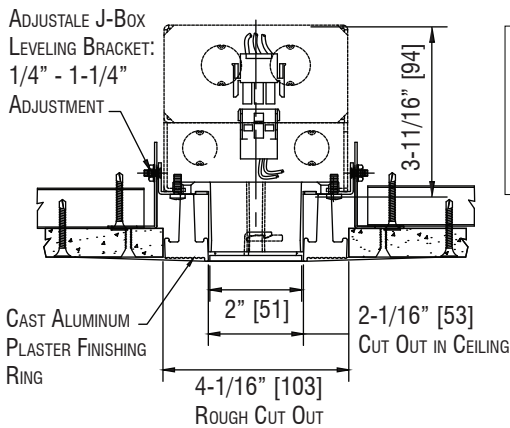
Eutrac - 1-Circuit ELV and 0-10v Dimmable Fitter



Eutrac - 2-Circuit ELV

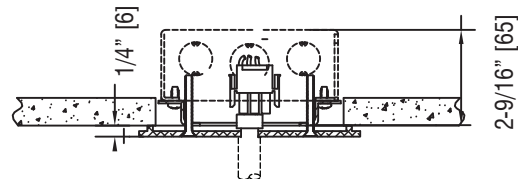


-7L - 2" Dia. Quick Connect Canopy



-7 Canopy
(1) 4" sq x 2-1/8"
J-Box
(1) 4" sq x 1-1/2"
Extension Box

-3L - 5" Dia. x 1/4" H. Machined Canopy



-3 Canopy
(1) 4" sq x 1-1/2"
Extension Box

C5W

PAR38 Short Neck
Wallwasher

Project Name

Type

Accessories

CUSTOM DISTRIBUTION FILMS AVAILABLE ON REQUEST.


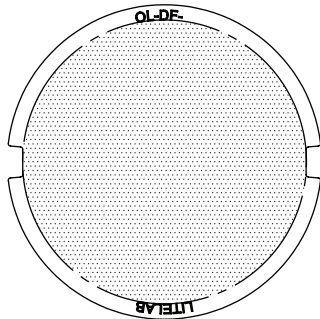
SIZE CODE P: 3.79" [96mm]

DIFFUSION FILM: 0.25MM (0.01") FILM SOFTENS BEAM EDGES

TEXTURED DIFFUSION LENS: 3MM (0.1") TEXTURED LENS SOFTENS BEAM EDGES


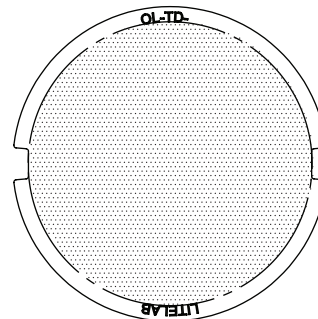
OL-DF-P (DIFFUSION FILM)

DISTRIBUTION DIAGRAM



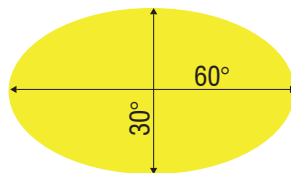
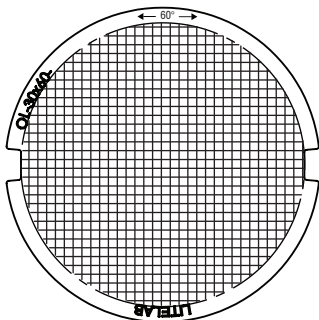
OL-TD-P (POLYCARBONATE DIFFUSION LENS)

DISTRIBUTION DIAGRAM



UNIVERSAL SPREAD LENS: 3MM (0.1") LENS SPREADS LIGHT UNIVERSALLY FOR WIDER DISTRIBUTION

OL-60x30-P (UNIVERSAL SPREAD LENS - INCLUDED)



251 Elm Street, Buffalo, NY 14203 USA
800-238-4120 | www.litelab.com

